






Happy Howlidays Paperchains

Cut out the shapes below (ask an adult to help you) and colour in! To make your chain, take one the strips and curl around so the two ends meet. Glue one end to the other and hold until dry. Then, feed your next strip through the first chain and glue as before. Carry on until you're happy with the length of your chain!



Glue here



Glue here

HAPPY
HOWLIDAYS!

HAPPY
HOWLIDAYS!

HAPPY
HOWLIDAYS!

Glue here