



Hello dreamers,

It seems that Autumn has crept up on us. It's the time of year when cats slink around the alleyways with a knowing look in their eye and magic could happen at any moment. In this season's Puffin pack, celebrate Black History Month with brilliant stories by black writers and illustrators, and discover non-fiction about inspirational people, from Mary Seacole and Michelle Obama to Mo'Nique! Make sure you pop by Puffin's YouTube channel for a draw-along with the brilliant Vashti Harrison and create your own Little Leader.

You'll also find activities inspired by *Books that go Bump in the Night!* You know, the sort of stories with cackling witches, mysterious happenings and kids on a mission to outwit the world's most cunning masterminds.

evil laugh MWHHAHAHAHAHAHA

Grown-ups share your dastardly creations, spooky stories or even just a photo of your kids with their favourite Puffin book using **#PuffinDreamer**.

PS Have you discovered Puffin Schools? In November authors and illustrators will be doing virtual visits to classrooms across the country. Find out more at puffinschools.co.uk

Keep reading and dreaming
Love Puffin

What's your spooky Halloween name?

Use the **first letter** of your **first name** and your **birth month** to work out your new spook-tacular name for Halloween!

The

A Cruel	J Haunted	S Dreadful
B Eerie	K Terrible	T Conniving
C Deadly	L Gruesome	U Strange
D Chilling	M Grisly	V Menacing
E Mysterious	N Sinister	W Unnerving
F Petrifying	O Wretched	X Ghastly
G Ferocious	P Wandering	Y Whispering
H Cunning	Q Ominous	Z Spine-tingling
I Immortal	R Terrifying	


Jan Apparition	May Shadow	Sep Demon
Feb Goblin	Jun Spectre	Oct Phantom
Mar Wraith	Jul Beast	Nov Gremlin
Apr Fiend	Aug Ghoul	Dec Spirit



AWESOME AUTUMN READING LIST



Books for dreamers aged 7+




Funky Chickens

Written by Benjamin Zephaniah

If you love: Fun times with witty rhymes.

The story: A wonderfully irreverent collection of poetry for young people, touching on anything from vegetables to the Queen and from sewage to the sun. There's plenty of humour as well as poems on racism, pollution and the murder of a cat.




Little Leaders: Bold Women in Black History

Written and illustrated by Vashti Harrison

If you love: Bold, brave, brilliant Black women who have changed the world.

The story: Featuring 40 trailblazing black women in the world's history, this book educates and inspires as it relates true stories of women who broke boundaries and exceeded all expectations. The Little Leaders series also features Exceptional Men in Black History, and Visionary Women Around the World.



Amazing Muslims who changed the World

Written by Burhana Islam

Illustrated by Nabi H. Ali, Reya Ahmed, Saffa Khan, Aaliya Jaleel, Deema Alawa, Aghnia Mardiyah

If you love: Inspirational figures throughout history, beautiful illustrations and activities, too!

The story: A contemporary collection of thirty true stories aimed at children aged 9 to 12, all of which shine a light on the phenomenal contributions Muslims have made to our history, and continue to have on our culture.



The Extraordinary Life of Mary Seacole

Written by Naida Redgrave

Illustrated by Alleanna Harris

If you love: True stories about making history.

The story: From growing up in Kingston, Jamaica as the daughter of a doctress to helping soldiers in the war, discover the details of the amazing life that Mary Seacole led in this beautifully illustrated book with real-life stories, timelines and facts.



Diary of an Awesome Friendly Kid

Written and illustrated by Jeff Kinney

If you love: Rowley getting his chance to shine.

The story: Rowley's best friend Greg Heffley has chronicled his middle-school years in thirteen Diary of a Wimpy Kid journals. Now it's Rowley's turn to give his side of the story.



The Danger Gang

Written by Tom Fletcher

Illustrated by Shane Devries

If you love: Super kids with super POWERS!

The story: Franky's always wanted to be part of an amazing gang – just like his hero, super-spy Zack Danger! And soon, he realises that there's real danger in store for himself and his new friends. And so the Danger Gang is born...




Death Sets Sail: A Murder Most Unladylike Mystery

Written by Robin Stevens

If you love: Murder mysteries and Egyptology!

The story: The ninth and final novel in the bestselling, award-winning *Murder Most Unladylike* series. Daisy Wells and Hazel Wong are in Egypt, taking a cruise along the Nile. They are hoping to see some ancient temples and a mummy or two; what they get, instead, is murder.




Adam Kay – Kay's Anatomy

Written by Adam Kay

Illustrated by Henry Paker

If you love: Learning about the weird, wonderful and proper gross inner workings on our bodies.

The story: Do you ever think about your body and how it all works? Like really properly think about it? The human body is extraordinary and fascinating and, well... pretty weird. This book is going to tell you what's actually going on in there!




My Mood Journal

Written by Fearne Cotton

Illustrated by

If you love: Activities, stickers, and much more, for every mood under the sun!

The story: In this empowering journal, Fearne Cotton, the bestselling author, broadcaster and founder of Happy Place, uses practical and engaging tools to guide children to a better understanding of themselves and their emotions.



The Witches


Written by Roald Dahl

Illustrated by Quentin Blake

If you love: Mice, magic, glorious grandmas and a gruesome Grand High Witch – there's nothing scarier!

The story: *The Witches* by Roald Dahl is the story of a detestable breed of Witches. BEWARE. This edition comes with a never before seen new chapter!

AWESOME AUTUMN READING LIST




The Puffin Book of Big Dreams

Written and illustrated by over 100 Puffin authors and illustrators

If you love: Stories that spark your imagination.

The story: A very special book for Puffin's biggest birthday yet. Its bursting with new poems, stories and illustrations (as well as a few well-loved classics). A magical hardback with black and white illustrations. Look carefully and you.

Picture books for little dreamers




Funny Bones

Written by Allan Ahlberg
Illustrated by Janet Ahlberg

If you love: Rhyming stories, skeletons and big bold pictures.

The story: This legendary story celebrates its 40th birthday in 2020. A big skeleton, a little skeleton and a dog skeleton live in the dark cellar of a dark house on a dark hill. The skeletons venture out one night to find someone to scare, but everyone is in bed so they amuse themselves by scaring each other and playing with the skeleton animals in the zoo.



Jonathan the Magic Pony

Written by Stuart Heritage and
illustrated by Nicola Slater

If you love: Horses and hocus pocus.

The story: Jonathan the Magic Pony is a brilliant magician. With one wave of his magic wand he can make anything disappear. Boomf! And because he's such a brilliant magician, with one more wave he can make things come back too. It's foolproof. Failsafe. Always works. Or does it? The brightest, most magical picture book with amazing illustrations.




Billy and the Dragon

Written and illustrated by Nadia Shireen

If you love: Fearless heroines, fire-breathing dragons and... Fatcat!

The story: Billy goes on a brave adventure after her loyal sidekick Fatcat is kidnapped at a fancy-dress party!




There's a Witch in your Book

Written by Tom Fletcher
Illustrated by Greg Abbott

If you love: Playing with your books.

The story: HOCUS POCUS! There's a witch in your book and she's making a terrible mess. Can you use your own magic to show Messy Witch who's boss and help her keep your book tidy?



Sulwe

Written by Lupita Nyong'o
Illustrated by Vashti Harrison

If you love: Magical picture books with an important message.

The story: From Academy Award-winning actress Lupita Nyong'o comes a powerful, moving picture book about colourism, self-esteem and learning that true beauty comes from within.



Never Show a T-Rex a Book

Written by Rashmi Sirdeshpande
Illustrated by Diane Ewen

If you love: Dazzling dinos who love to read.

The story: What would happen if you showed a T-Rex a book? Well, she wouldn't know what to do with it... would she? A madcap, super silly adventure story rooted in the transformative power of books, created by incredible new picture-book duo Rashmi Sirdeshpande and Diane Ewen.



Clean Up!

Written by Nathan Bryon
Illustrated by Dapo Adeola

If you love: Surf, sea, sand, and saving the planet!


The story: Join lovable, passionate Rocket as she sets off on a mission to save a Caribbean island from plastic pollution! The second picture book adventure from this year's Waterstones Children's Book Prize winners!




The Snowman™

THE BOOK OF THE CLASSIC FILM

Based on the story by Raymond Briggs



Have fun colouring
in this festive bauble!





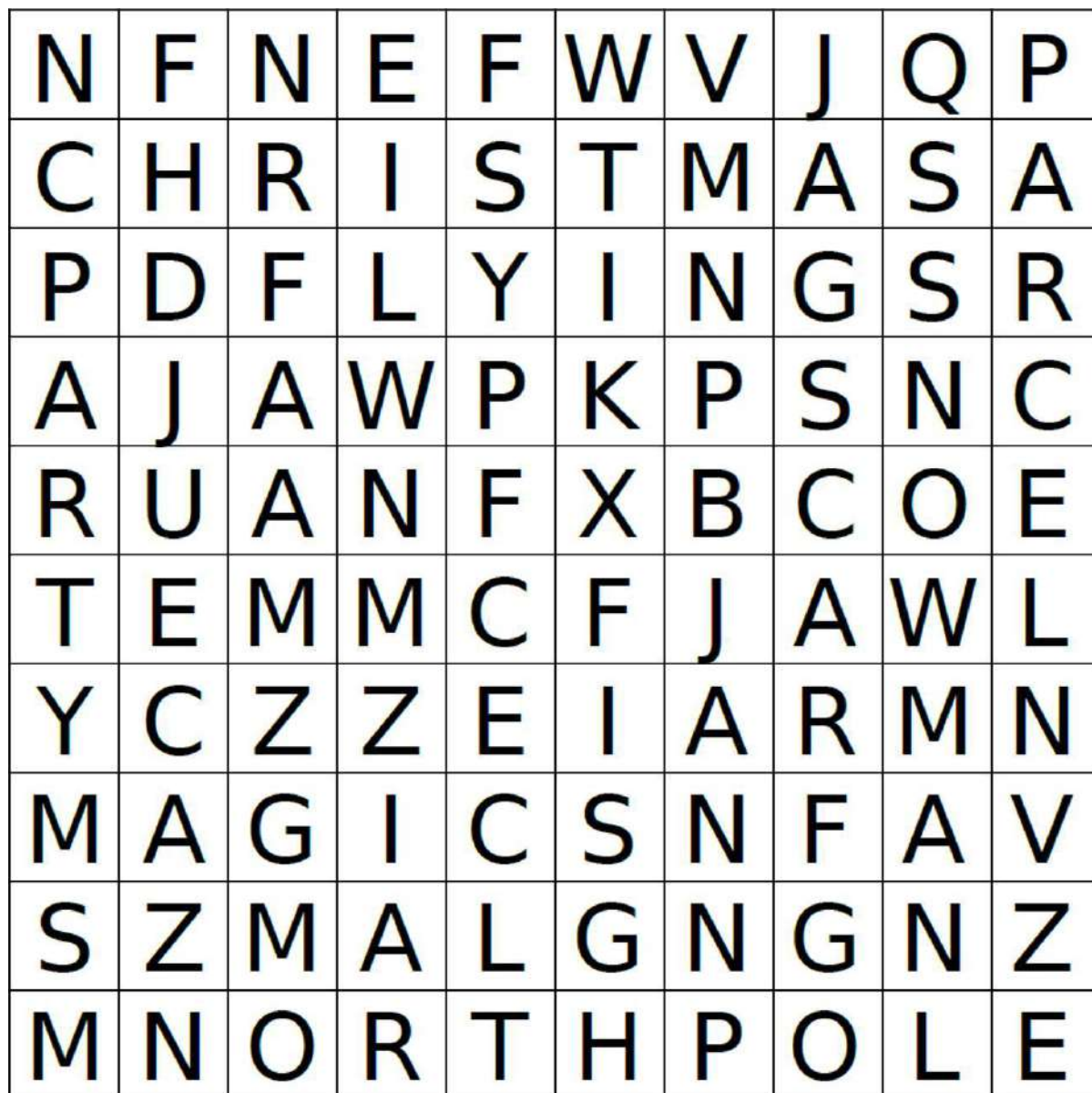
The Snowman™

THE BOOK OF THE CLASSIC FILM

Based on the story by Raymond Briggs



A Snowman Word Search



Christmas
Snowman
James

Flying
North Pole
Magic

Party
Parcel
Scarf


Dancing





The Snowman™

THE BOOK OF THE CLASSIC FILM

Based on the story by Raymond Briggs



Garland



You will need

- Paper
- Sticky tape
- Scissors
- Ribbon or string

Step 1: Print out your garland template and colour in.

Step 2: Carefully cut around your Snowman images and fold the tap on top of the image.

Step 3: Hang up a length of ribbon.


Step 4: Attach each Snowman to your ribbon with a little sticky tape on the back.




The Snowman™

THE BOOK OF THE CLASSIC FILM

Based on the story by Raymond Briggs



Snowflakes



You will need

- Paper
- Glue stick
- Scissors
- Ribbon or string

Step 1: Print out your snowflake templates and cut out the five circles.

Step 2: Fold each circle in half as shown.

Step 3: Stick the circles together, back to back.

Step 4: Fold in half again, with the cutting guide on the outside.

Step 5–7: Following the printed pattern, snip out the snowflake shape.


Step 8: Unfold to reveal a beautiful snowflake!



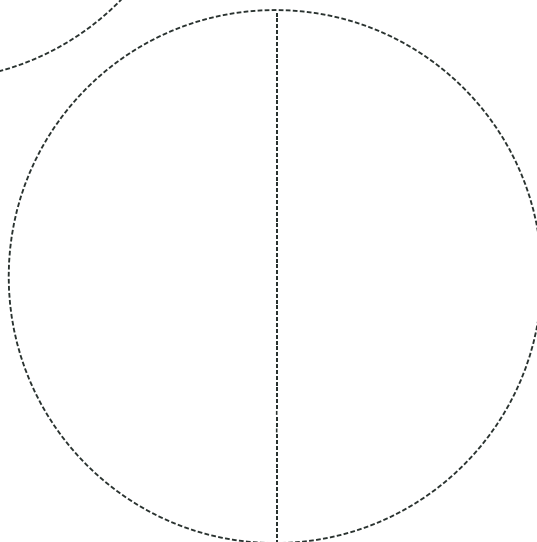
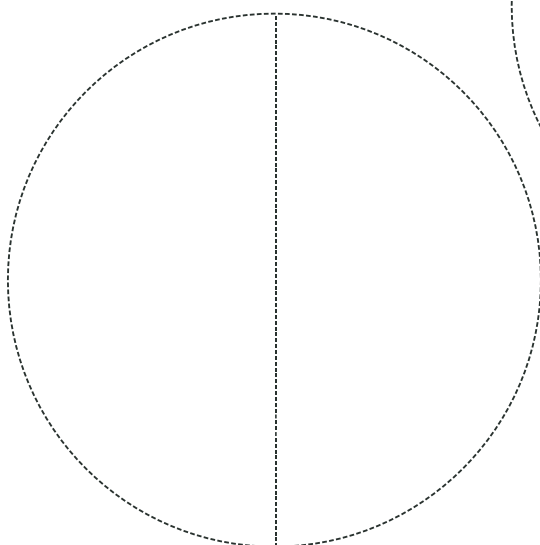

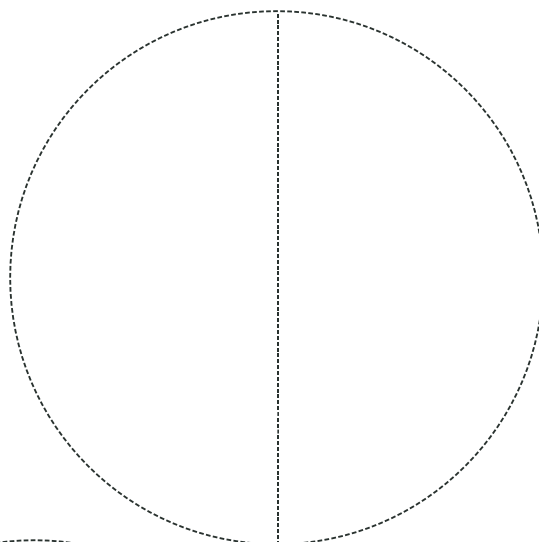
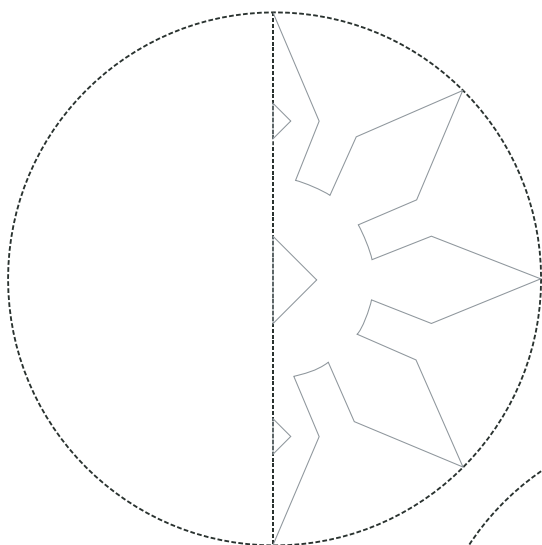
The Snowman™

THE BOOK OF THE CLASSIC FILM

Based on the story by Raymond Briggs



Snowflake Template 1






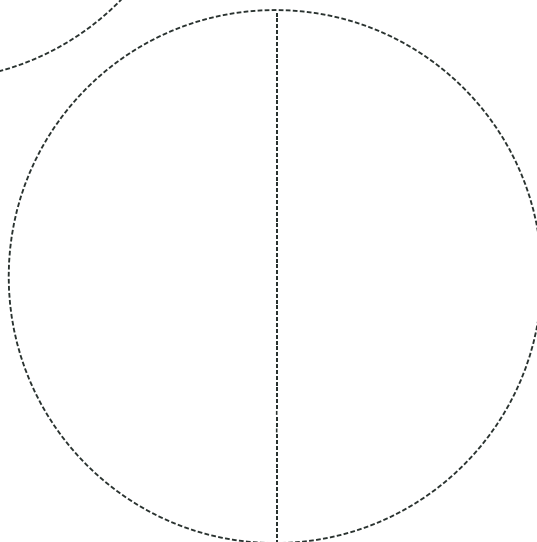
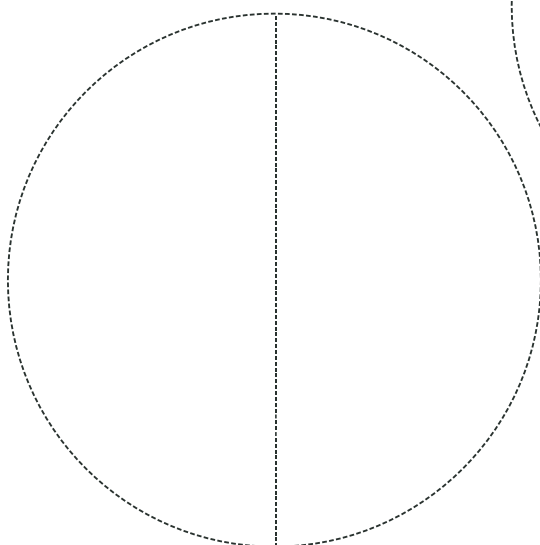
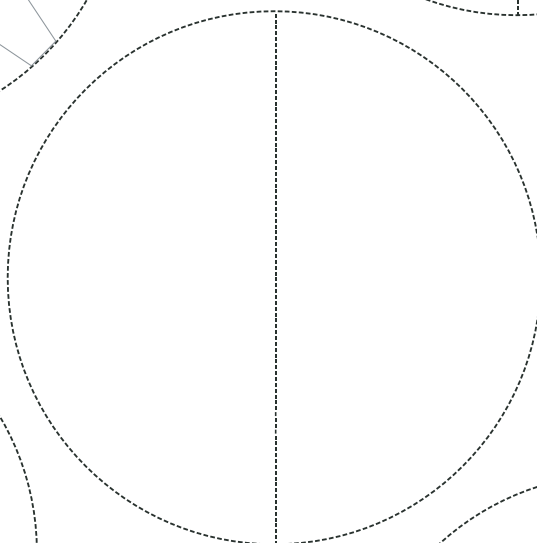
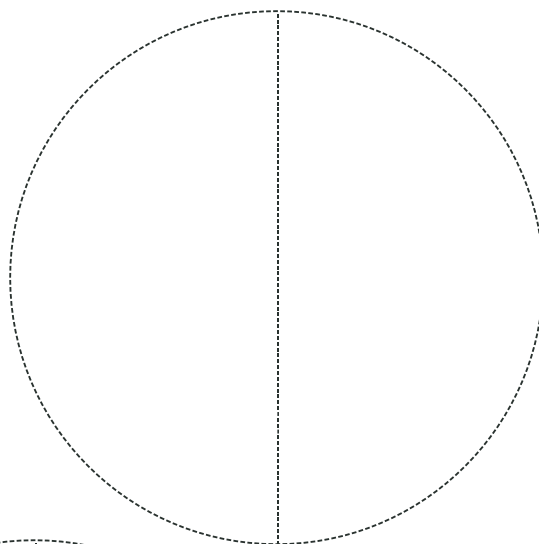
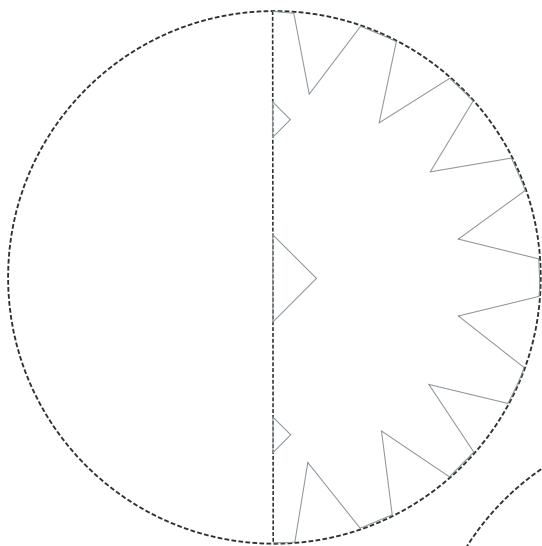
The Snowman™

THE BOOK OF THE CLASSIC FILM

Based on the story by Raymond Briggs



Snowflake Template 2






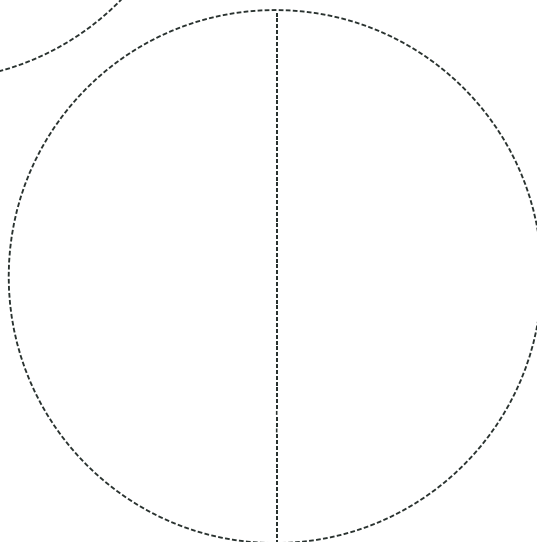
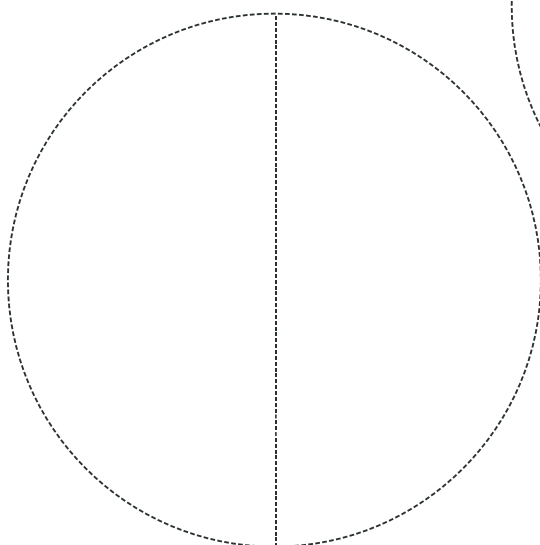
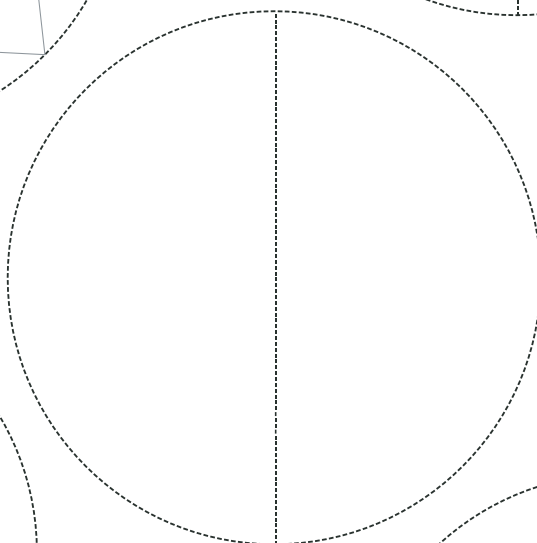
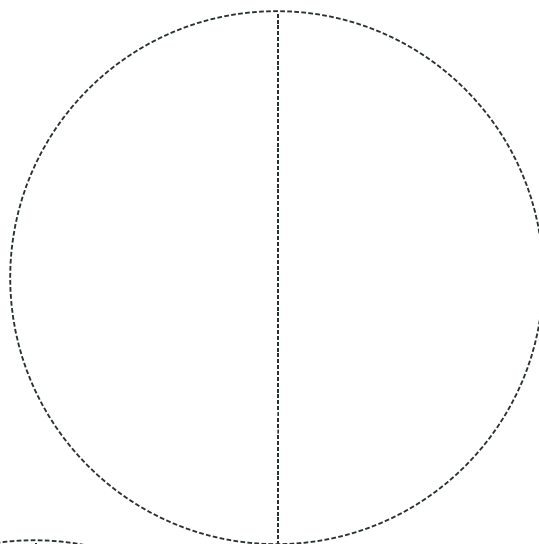
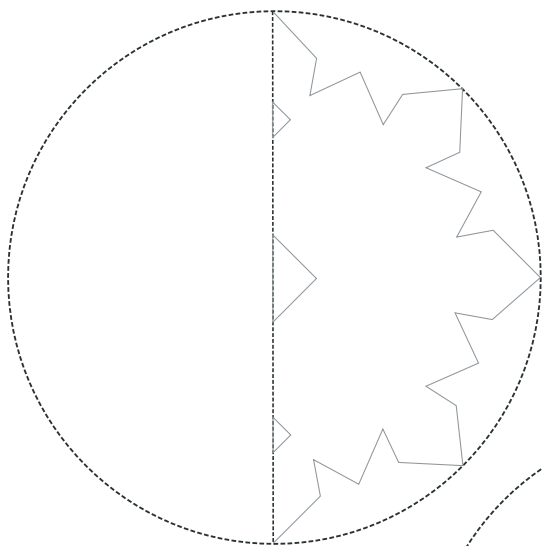
The Snowman™


THE BOOK OF THE CLASSIC FILM

Based on the story by Raymond Briggs




Snowflake Template 3





CREATE YOUR OWN COVER

DIARY
of a





DIVE INTO A WIMPY WORD SEARCH


Finally something fun! Greg Heffley is on his way to a pool party.
Can you help him find everything he needs in the word search below?

I	L	S	T	L	K	P	G	H	H	A	F	F	L	G
P	W	B	U	W	Q	I	J	E	F	I	J	H	U	D
Q	N	S	U	N	G	L	A	S	S	E	S	H	T	L
O	V	N	L	O	B	V	O	N	Z	S	S	O	O	U
U	S	S	D	S	O	L	Q	G	E	T	W	I	U	J
T	Q	I	S	G	V	Y	O	L	O	E	S	P	J	L
W	V	R	P	J	T	F	B	C	L	S	R	P	B	L
P	Y	S	L	Y	E	A	Q	S	K	P	F	G	X	W
M	T	S	V	S	T	V	J	E	D	E	X	V	X	C
I	Q	M	Q	A	T	F	S	M	F	A	Q	X	Y	F
C	M	R	L	U	K	R	T	A	L	K	V	D	D	T
Q	U	F	E	X	T	A	O	G	Y	E	K	F	B	L
Y	N	L	A	D	I	Q	V	H	S	R	X	D	L	V
I	J	A	T	S	K	C	A	N	S	S	E	A	G	H
O	B	S	P	S	V	H	N	G	Q	T	B	V	Q	U

SUNGLASSES
GAMES
SUNBLOCK

TOWELS
BALL
SPEAKERS


INFLATABLES
SNACKS
SHORTS



FUNNYBONES




COLOUR IN THE SCENE!



So the big skeleton,
the little skeleton
and the dog skeleton
left the dark dark cellar,
climbed the dark dark staircase
and stepped out into the dark dark street.

Illustrations © Janet & Allan Ahlberg, 1980. All rights reserved.



DRAW SOMEONE
THAT INSPIRES YOU!

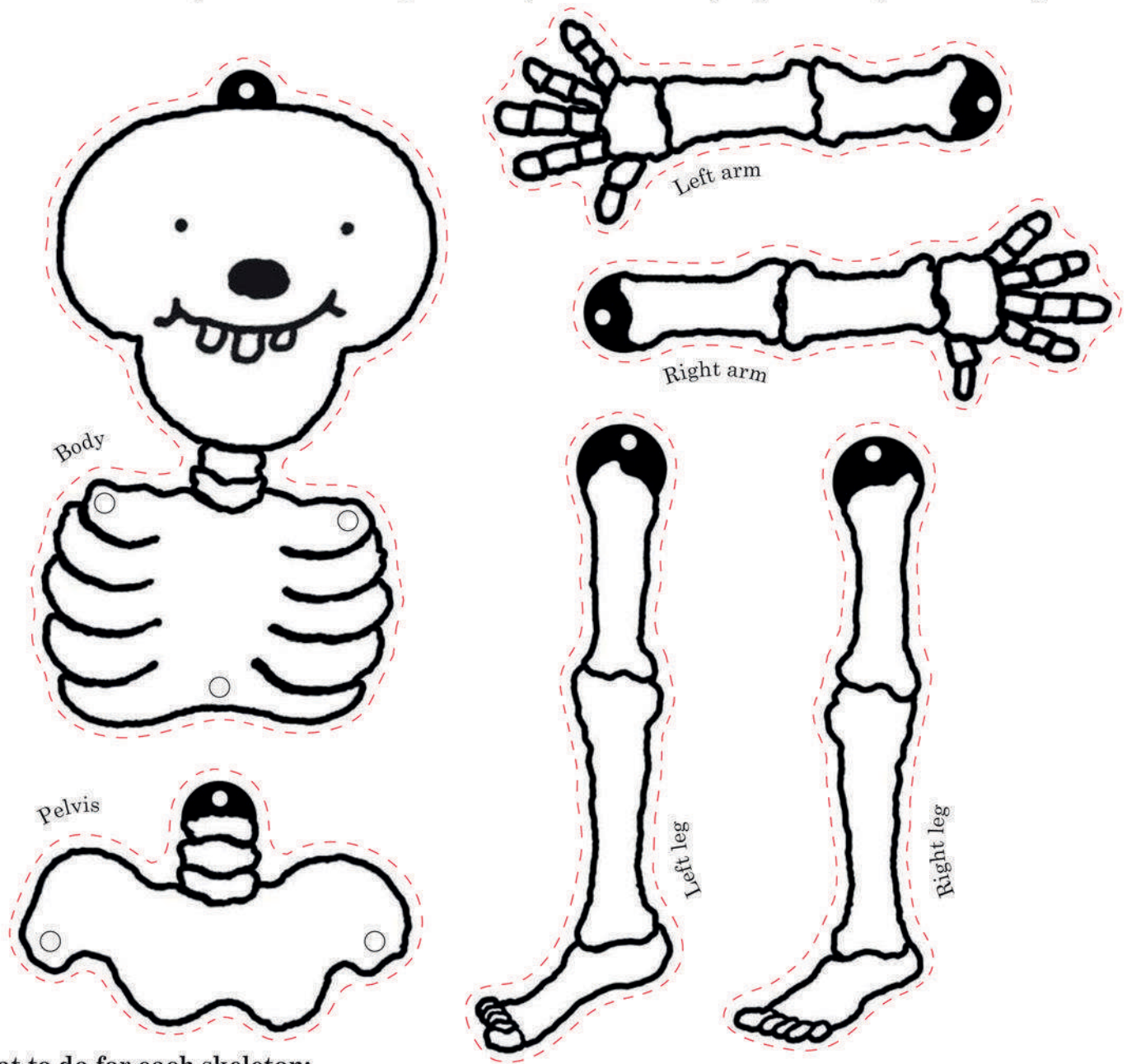
Little Leaders

FUNNYBONES



Make Spooky Little and Big Skeleton Decorations

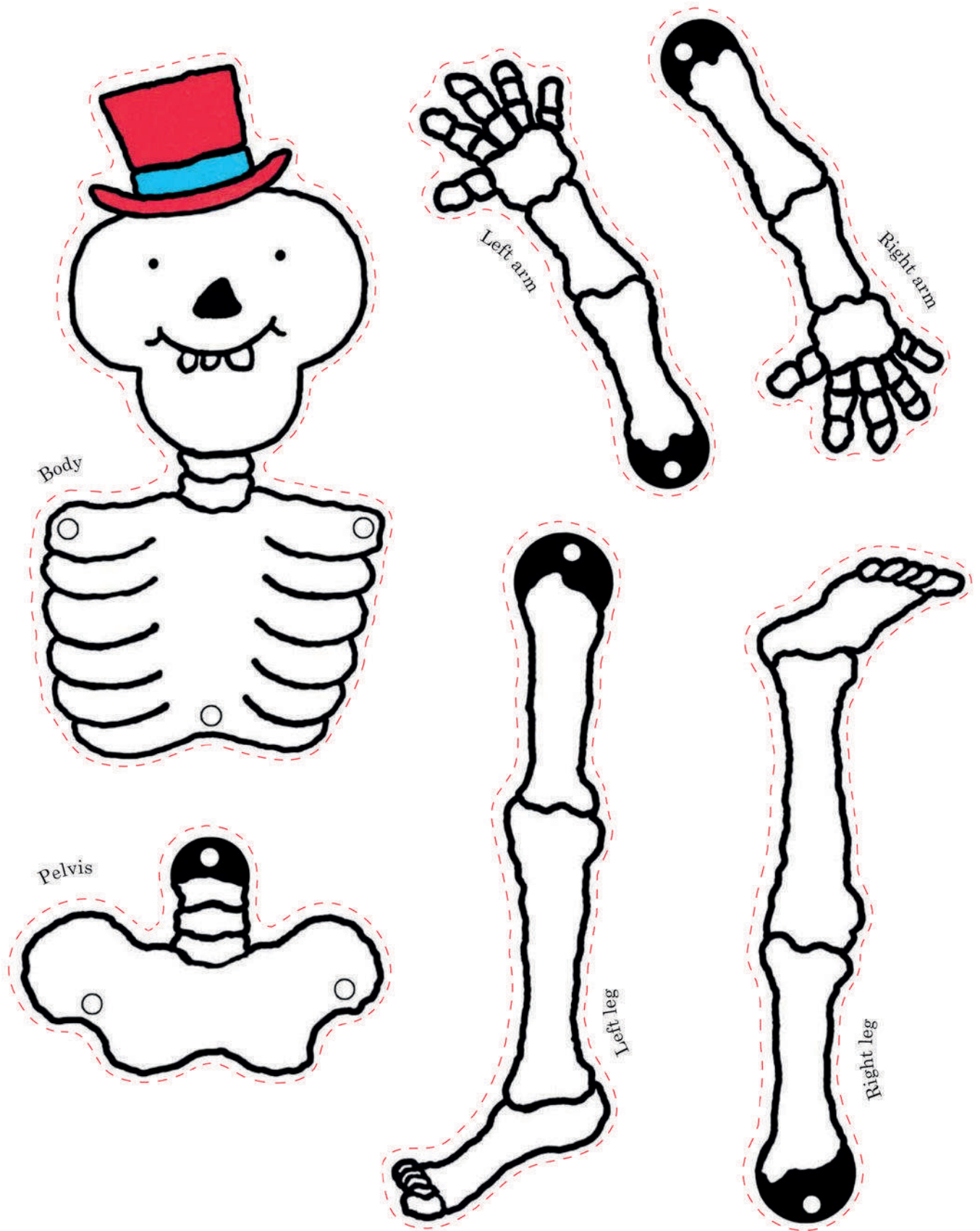
You will need: A pair of scissors • A pencil and plasticine • Ten split pins • Two pieces of string



What to do for each skeleton:

1. Ask a grown-up to help you cut along the dotted lines. Once everything is cut out, you should have six pieces.
2. Take the left arm and body pieces, and using the pencil make a hole in the top of the arm and top left shoulder of the body piece. Place the top of the arm behind the shoulder, and push a split pin through both holes and secure at the back.
3. Repeat step 2 using the right arm piece.
4. Punch a hole in the bottom of the body piece and the top of the pelvis, push a split pin through and secure at the back.
5. Take the left leg, make a hole in the top of the leg and at the bottom left of the pelvis, push a split pin through the holes and secure.
6. Repeat step 5 using the right leg piece.
7. Finally, punch a hole in the top of the body piece, and thread a piece of string through the hole and knot it to create a loop.

FUNNYBONES




**Now you have your very own fabulous
skeletons to decorate your house!**



Witchy WORD SEARCH

Uh oh! Those cunning witches have been at it again!
They've hidden more messages in the wordsearch below. See if you can find
the words and unscramble the message.



O _ E _ H _ L D A _ E E _ IS
FIFTY-TWO A Y _ A _ , S Q _ _ S H
THEM AND _ Q _ I _ G _ E THEM AND
MAKE THEM D _ S _ P P _ A R .



A: One child a week is fifty-two a year, squish them and squiggle them and make them disappear.

Sneaky SECRET MESSAGES

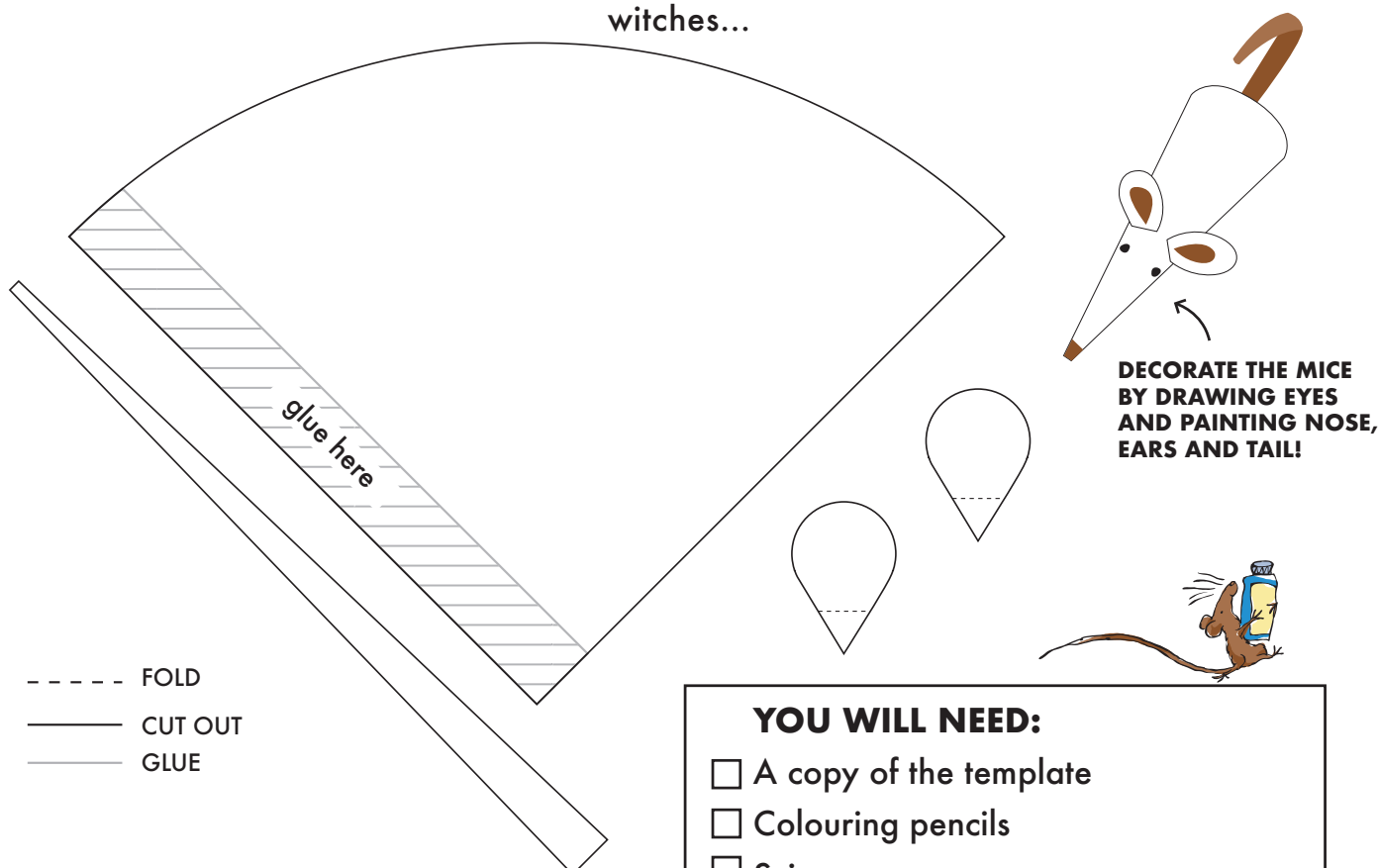
Those scheming witches have been passing secret messages, that they don't want anyone to read. Assign a colour to each number below and colour in to reveal their hidden message.



THE SECRET MESSAGE IS:

Marvellous MICE

The hero of *The Witches* doesn't let being turned into a mouse stop him from saving the day! Make your very own paper mouse and take care not to be caught by tricky witches...



THE METHOD:

Step 1: Cut out all pieces of your mouse. Be careful to only cut along solid – the dashed lines show you where to fold later.

Step 2: Decorate your mouse's body, tail and ears.

Step 3: Apply a small line of glue where indicated and roll your mouse into a small cone shape.

Step 4: Fold ears along the dashed line, add glue to the pointed tip and stick onto the body of your mouse, making sure the folded bit is hidden.

YOU WILL NEED:

- ☐ A copy of the template
- ☐ Colouring pencils
- ☐ Scissors
- ☐ Glue
- ☐ Coloured pens or paint to decorate
- ☐ Mini pom-poms or pipe cleaner (optional)

Step 5: Attach the tail. Make sure to stick this inside the top of the cone. Set off to stop the Witches with your paper mouse and if you see a woman with a mouse on each finger – watch out! They might just be a witch...

TOP TIP! You could also use small pom-poms for the ears or a pipe cleaner for the tail if you want to add some fun texture.

Formula 83

LAVA LAMP

Those nasty witches have been at it again! See if you can work out their boilsome, bubbling recipe and recreate their horrible formula.

YOU WILL NEED:

- ☐ A BOTTLE FOR YOUR FORMULA
(we suggest clear plastic)
- ☐ CATSPRINGER SERUM
(water)
- ☐ OIL OF BLABBERSNATCH
(vegetable oil)
- ☐ GROBBLESQUIRT SNOT
(food colouring)
- ☐ TABLET OF CRABCRUNCHER CLAW
(effervescent tablets)

THE WITCHES' RECIPE:

Pour in the Catspringer Serum until your bottle is one quarter full.

Then fill to near the top with Oil of Blabbersnatch, make sure to leave some space for your formula to fizz and boil!

Add plenty of Gobblesquirt Snot until your formula is nice and bright.

Crush or break up your Crabcruncher Claw and drop it carefully into your bottle. This should have an immediate effect. Add more Crabcruncher if your formula isn't bubbling.

OPTIONAL EXTRAS:

Why not decorate a label for your bottle or write down your recipe for later using the template below.




My bottle can hold _____ml
of Formula 86.

$\frac{1}{4}$ of _____ml is _____ml so
I need to add this much Catspringer
Serum.

$\frac{3}{4}$ of ml is _____ so I need to add
this much Oil of Blabbersnatch.

I then need to add _____ drops of
Gobblesquirt snot and _____
Crabcruncher tablets.



A brand new novel in the number one bestselling award winning Murder Most Unladylike series.

Meet Daisy and Hazel - a detective duo like no other - as they solve real life murders without the help of those pesky grown-ups. In Death Sets Sail, our Detective Society are in Egypt, taking a cruise along the Nile. They are hoping to see some ancient temples and a mummy or two; what they get, instead, is murder.

OUT NOW!




Scarab Beetle Search

How many Scarab Beetle's can you find on this page?

Ancient Code Breaker

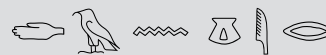



At the moment the code breaker below is set to 'PUZZLE' but by sliding the letters up and down you can create new words to find the answers for each question.

1. A voyage on a ship or boat taken for a holiday.
2. What kind of mysteries do the girls investigate?
3. An ancient Egyptian stone figure having a lion's body and a human head.
4. A large dung beetle regarded as sacred in ancient Egypt.



Secret Message

Using the Egyptian Hieroglyphics below, can you help Daisy solve the mysterious message the girls found on the ship?



Sudoku Study
Can you help Hazel fill in the gaps on this Sudoku?



Sudoku Study

Answers

8 Scarab

Beetles

Your lives

are in danger

Ancient Code

Breaker

1. Cruise

2. Temple

3. Murder

4. Sphinx

5. Scarab




KAY'S ANATOMY TRUE OR POO QUIZ


SCORE
/6



1. YOUR BRAIN CAN REPAIR ITSELF LIKE SKIN.




2. IF YOU SNEEZE WITH YOUR EYES OPEN, THEN YOUR EYES WILL POP OUT.



3. DOCTORS USE MAGGOTS TO HELP WOUNDS HEAL.




4. YOUR FUNNY BONE IS THE BIGGEST BONE IN YOUR ARM.



5. YOUR LUNGS WOULD FLOAT ON WATER.

TRUE ☐
OR POO ☐



6. EATING BEETROOT MAKES YOUR POO TURN PURPLE.



ANSWERS AND FUN FACTS:

■ 1. POO. Unfortunately, your brain can't repair itself very well. Unlike your skin, which is always making new cells, your brain is quite happy with the neurons it's already got, so it doesn't create any extra. This means you need to look after the ones you have very carefully. That's why you always need to wear a helmet on your bike, even though it messes up your hair. ■ 2. POO. THIS NEVER HAPPENS! Most people automatically close their eyes when they sneeze, but nothing bad will happen if you don't. Your eyelids aren't that strong - if your eyeballs were determined to fly out of their sockets, your little lids would be powerless to stop them. ■ 3. TRUE. Disgusting, but true. If a patient has a lot of dead or infected tissue on their skin that doctors need to remove, they can use maggots to get the job done. When maggots are put onto a wound, they vomit special chemicals that break up the flesh, and then eat it all back up. That's right, they puke on you, and then not only do they eat it all back up. That's right, they puke on you, and then not only do they eat it all back up. ■ 4. POO. It's not even a bone at all. Sometimes when you bang your elbow it gives you a tingling sensation, which is known as 'hitting the humerus'. Hmm, say that out loud, 'Humerus.' Sounds a bit like 'humorous' - maybe that's where the term 'funny bone' comes from? Classic Clive. ■ 5. TRUE. Your lungs are in fact the only organ in your body that can float, thanks to all their air-filled ravioli. Sorry, alveoli. Which ever scientist found this out must have spent a particularly messy day dropping organs into a swimming pool. ■ 6. TRUE. Too much beetroot and your poo suddenly becomes a lot more exotic than its usual sludgy brown colour. If you forgot that you ate beetroot earlier, then you might worry that your poo has been possessed by an alien.

they also eat their own vomit. In summary, maggots are very handy for doctors but terrible dinner companions.